

29th October 2009



Eleckra Mines Limited ABN 13 109 289 527
6 Altona Street West Perth WA 6005
PO Box 1157 West Perth Western Australia 6872
Phone: (61 8) 9486 4144
Fax: (61 8) 9481 6405
Email: perth@eleckramines.com.au
www.eleckramines.com.au

Company Announcements Office
Australian Securities Exchange
Level 4
20 Bridge Street
SYDNEY NSW 2000

Dear Sir / Madam

Reverse Circulation Drilling Intercepts High Grades at Alaric 2 Deposit

Eleckra Mines Limited ("Eleckra") (ASX: EKM) is pleased to announce the results from the first batch of assays from infill drilling at Alaric 2 Deposit from its current 7,000 metre RC drilling program at its 100% - owned Yamarna Gold Project. The Yamarna Gold Project is located approximately 150km east of Laverton on the eastern edge of the Yilgarn Craton and within the Yamarna Greenstone Belt.

The infill RC drilling at the **Alaric 2 Deposit** intersected numerous minerals zones with exciting high grade gold values.

Alaric 2 was selected for a **close-spaced** drilling program as one of two high-grade targets in the Yamarna Gold Resource, which had been selected for drilling in this program.

Fifteen RC holes for 2,123m have been drilled over five drill fences to test continuity of high-grade shoots within the Yamarna Gold Resource over a strike length of 150 metres, and down to a maximum depth of 198 metres.

Significant results from the first 11 holes of the 15 holes drilled at Alaric 2 include:

- 10 metres at 8.87 g/t Au from 52 metres including 1 metre at 22.12 g/t Au
including 1 metre at 10.19 g/t Au
including 1 metre at 20.67 g/t Au
including 1 metre at 20.62 g/t Au
- 2 metres at 10.92 g/t Au from 102 metres including 1 metre at 18.82 g/t Au
- 1 metre at 12.65 g/t Au from 67 metres
- 1 metre at 13.26 g/t Au from 108 metres
- 2 metres at 4.79 g/t Au from 123 metres

Eleckra is highly encouraged by the high grade and extent of these results at Alaric 2. The second batch of assays is expected in November. **The full evaluation and updated resource estimate at Alaric 2 is expected to be completed late 2009 or early 2010.**

The Alaric 2 Deposit is located approximately 9 kilometres north northwest of the Attila gold deposit at the southern end of the 17 km long Yamarna Gold Resource, which have combined Measured, Indicated and Inferred Mineral Resources of 19.8Mt at 1.44 g/t Au for 917,000 ounces of contained gold using a 0.5 g/t cut-off.

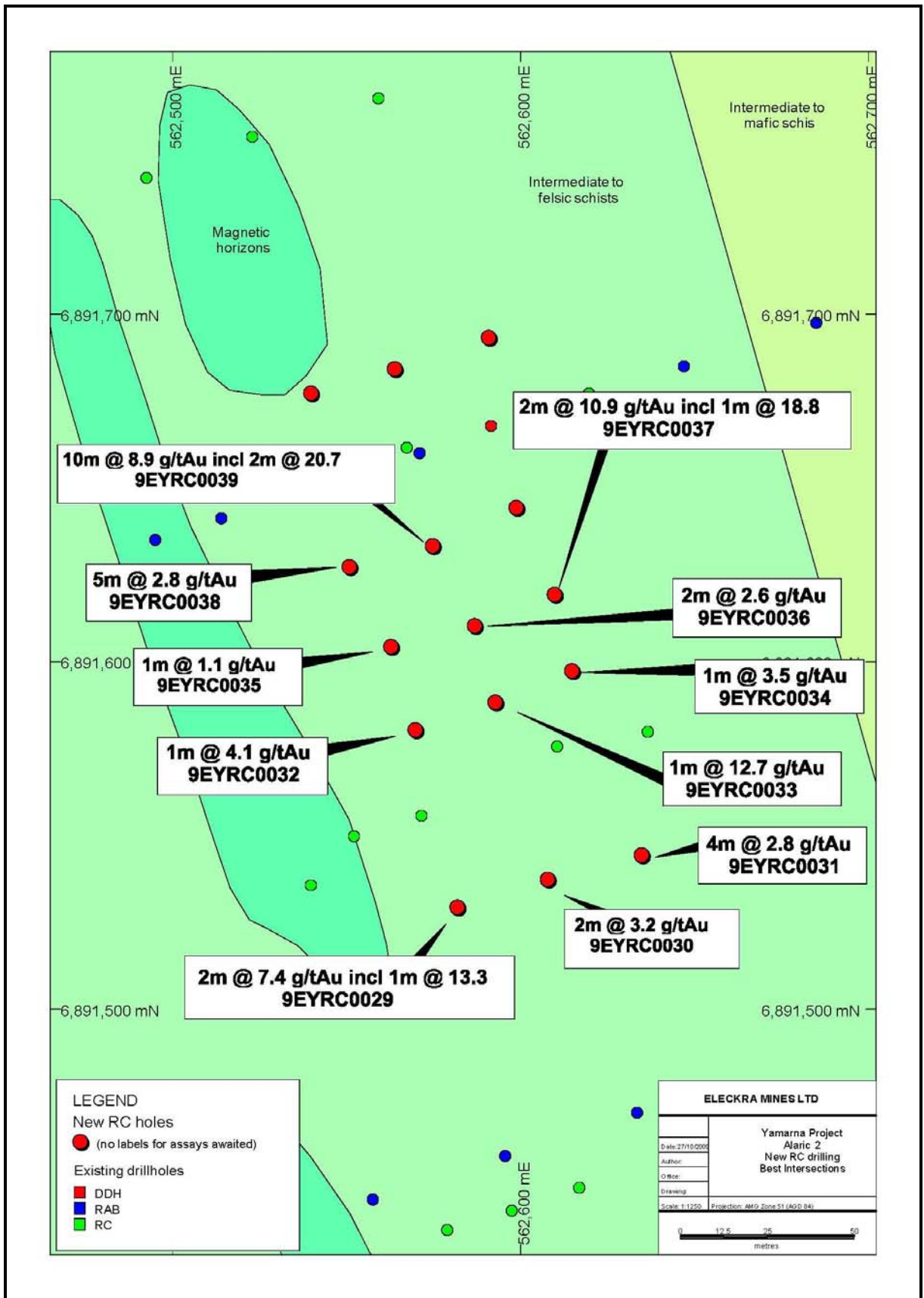


Figure 1. Drill-hole Plan with gold Intercepts at Alaric 2 (Target 6)

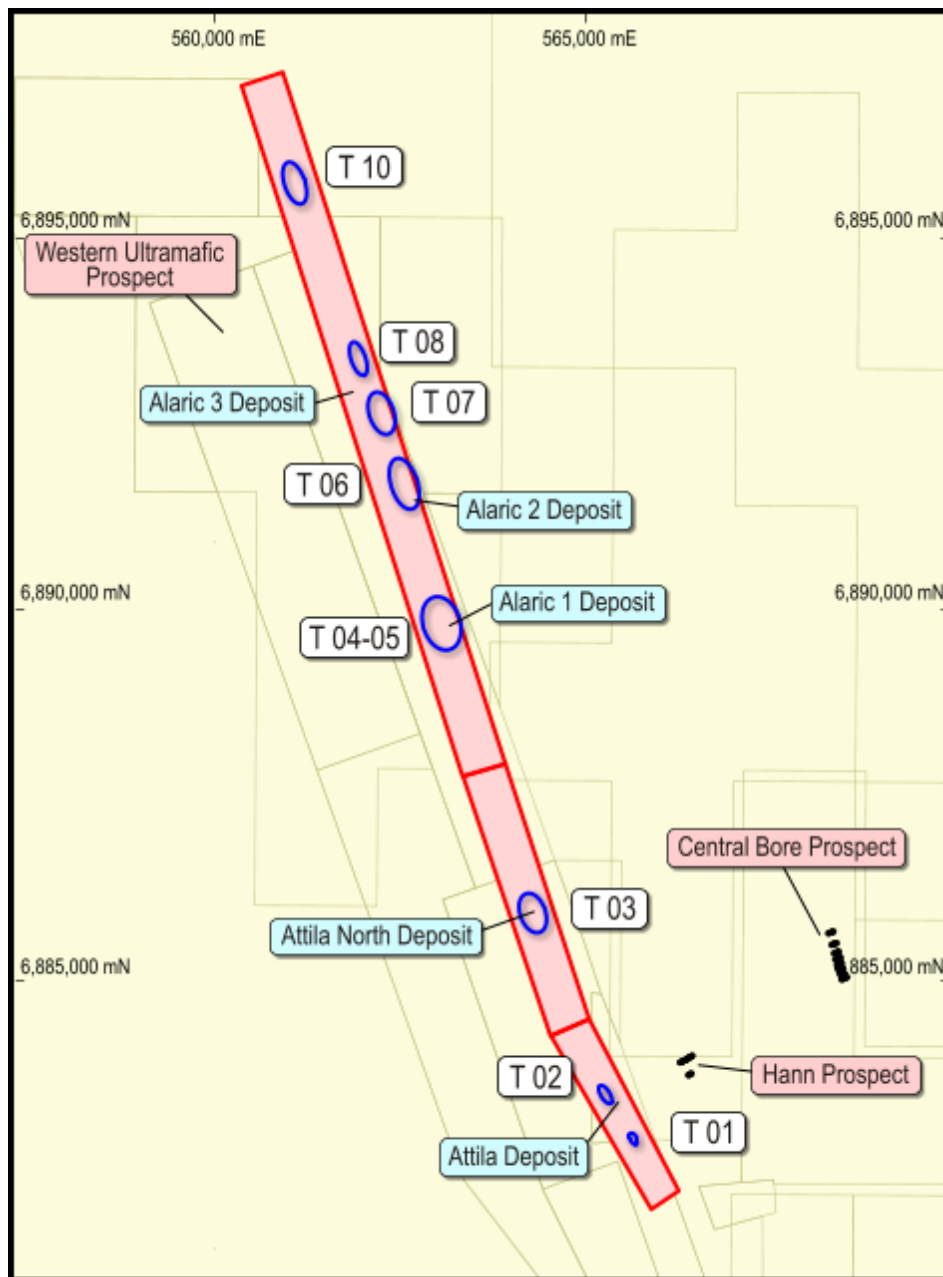


Figure 2. Yamarna Gold Deposits and Location of High-Grade Drill Targets

Table 1. Summary of best RC drill intercepts > 1.0 g/t Au at Alaric 2


Hole ID	mFrom	mTo	Interval	Au (g/t)	Au (g/t) Rpt1	Au (g/t) Rpt2
9EYRC0029	42	43	1	3.46	3.03	
9EYRC0029	48	49	1	1.09	1.10	
9EYRC0029	54	55	1	1.59	1.44	
9EYRC0029	61	62	1	1.78	2.47	
9EYRC0029	64	65	1	1.18	1.16	
9EYRC0029	93	94	1	2.63	2.51	
9EYRC0029	94	95	1	1.75	1.80	
9EYRC0029	108	109	1	13.26	16.51	
9EYRC0029	109	110	1	1.60	1.71	
9EYRC0029	118	119	1	1.11	1.05	
9EYRC0030	85	86	1	1.19	1.19	
9EYRC0030	130	131	1	1.46	1.26	
9EYRC0030	131	132	1	4.93	3.36	
9EYRC0031	121	122	1	1.52	0.73	0.55
9EYRC0031	123	124	1	4.18	2.41	2.65
9EYRC0031	124	125	1	5.40	6.56	
9EYRC0031	130	131	1	2.53	2.15	
9EYRC0031	168	169	1	1.04	0.83	
9EYRC0031	177	178	1	2.08	2.56	1.89
9EYRC0032	50	51	1	1.47	1.75	
9EYRC0032	53	54	1	1.67	1.66	
9EYRC0032	58	59	1	2.68	2.33	
9EYRC0032	75	76	1	1.66	2.65	1.86
9EYRC0032	90	91	1	4.09	2.70	2.61
9EYRC0033	67	68	1	12.65	13.15	
9EYRC0033	88	89	1	1.14	1.07	
9EYRC0033	101	102	1	1.14	1.04	
9EYRC0033	103	104	1	4.08	4.08	
9EYRC0033	110	111	1	1.97	1.73	
9EYRC0034	123	124	1	3.48	3.41	
9EYRC0036	59	60	1	2.70	2.63	
9EYRC0036	72	73	1	1.12	1.16	
9EYRC0036	100	101	1	1.29		
9EYRC0036	101	102	1	3.89	3.74	
9EYRC0037	77	78	1	1.04		
9EYRC0037	84	85	1	1.95		
9EYRC0037	88	89	1	1.05		
9EYRC0037	102	103	1	18.82	16.90	20.98
9EYRC0037	103	104	1	3.01		
9EYRC0037	132	133	1	1.05		
9EYRC0037	133	134	1	2.84	1.92	2.55
9EYRC0037	140	141	1	2.05	1.96	
9EYRC0037	141	142	1	2.03	1.72	
9EYRC0037	142	143	1	1.31		
9EYRC0037	143	144	1	1.15		
9EYRC0037	145	146	1	1.66	1.57	
9EYRC0037	161	162	1	2.67		

Continuation Table 2.

Hole ID	mFrom	mTo	Interval	Au (g/t)	Au (g/t) Rpt1	Au (g/t) Rpt2
9EYRC0038	28	29	1	3.26	3.09	
9EYRC0038	29	30	1	2.27		
9EYRC0038	30	31	1	4.97	5.42	
9EYRC0038	32	33	1	3.01	2.84	
9EYRC0038	41	42	1	2.34	2.26	
9EYRC0038	49	50	1	1.63	1.61	
9EYRC0038	62	63	1	1.33		
9EYRC0039	35	36	1	4.85	4.65	
9EYRC0039	49	50	1	2.13		
9EYRC0039	52	53	1	1.76		
9EYRC0039	53	54	1	22.12	23.37	
9EYRC0039	54	55	1	2.25		
9EYRC0039	55	56	1	10.19	11.66	
9EYRC0039	56	57	1	4.10	5.37	
9EYRC0039	57	58	1	3.43	3.11	
9EYRC0039	58	59	1	20.67	20.50	
9EYRC0039	59	60	1	20.62	22.74	
9EYRC0039	60	61	1	1.28		
9EYRC0039	61	62	1	2.23		
9EYRC0039	82	83	1	1.00		
9EYRC0039	83	84	1	1.14		
9EYRC0039	103	104	1	1.02		
9EYRC0039	104	105	1	2.36		
9EYRC0039	114	115	1	1.32		

Assays based on 1m intervals. Gold analysed by 50g Fire Assay (FA50/AAS) at Genalysis.

Yours sincerely



IAN MURRAY

Executive Chairman

Telephone: +61 (0) 438 384 735

www.eleckramines.com.au

NOTES:

The information in this report which relates to Exploration Results, or Mineral Resources is based on information compiled by Ziggy Lubieniecki, the General Manager of Eleckra Mines Limited, who is a Member of the Australasian Institute of Mining and Metallurgy and a Member of the Australian Institute of Geoscientists. Ziggy Lubieniecki has sufficient experience which is relevant to the style of mineralisation and type of deposit under consideration to qualify as a Competent Person as defined in the 2004 Edition of the "Australasian Code for Reporting of Exploration Results, Mineral Resources and Ore Reserves". Ziggy Lubieniecki consents to the inclusion in the report of the matters based on this information in the form and context in which it appears.

APPENDIX:

The Mineral Resources according to JORC code for the Yamarna Gold project (Refer to Eleckra's ASX announcement dated 1 September 2008).

*Table 2: The Mineral Resource inventory for the Yamarna Gold project as at 21 August 2008.
Note: rounding errors may occur.*

At 0.5 g/t Au Cut off	2008 Resource		
Resource Category	Tonnes	Au Grade (g/t)	Contained Au (Troy Oz)
Measured Resource	6,449,000	1.55	322,000
Indicated Resource	6,251,000	1.36	273,000
Inferred Resource	7,117,000	1.41	322,000
Total	19,817,000	1.44	917,000

At 1.0 g/t Au Cut off	2008 Resource		
Resource Category	Tonnes	Au Grade (g/t)	Contained Au (Troy Oz)
Measured Resource	5,027,000	1.75	283,000
Indicated Resource	3,745,000	1.75	211,000
Inferred Resource	4,356,000	1.82	255,000
Total	13,128,000	1.78	749,000