

3 May 2010

Company Announcements Office  
Australian Securities Exchange  
Level 4  
20 Bridge Street  
SYDNEY NSW 2000

Eleckra Mines Limited ABN 13 109 289 527  
6 Altona Street West Perth WA 6005  
PO Box 1157 West Perth Western Australia 6872  
Phone: (61 8) 9486 4144  
Fax: (61 8) 9481 6405  
Email: perth@eleckramines.com.au  
www.eleckramines.com.au

Dear Sir / Madam

### More High Grade Gold in Soil Samples at Hann Prospect

Eleckra Mines Limited ("Eleckra") (ASX: EKM) is pleased to announce that high gold results of **up to 19 g/t Au** were returned from the second batch of assays from the channel soil survey carried out in February and March 2010 at the Hann prospect at its 100%-owned Yamarna Gold Project. The Yamarna Project is located approximately 150 kilometres east of Laverton on the eastern edge of the Yilgarn Craton and within the Yamarna Greenstone Belt.

Eleckra is currently drilling at the high-grade Central Bore prospect and as part of this program intends to carry out its maiden RC drilling program at the neighbouring Hann and Byzantium prospects.

On 8<sup>th</sup> February 2010, Eleckra announced that a strong **2.8 kilometre-long gold anomaly** had been Identified at **Hann Prospect** 1.1 kilometres east of the **Attila Gold Deposit** and 2.4 kilometres west of the **Central Bore gold discovery** in a parallel magnetic structure. (Refer to Figure 1 and 2.) The soil geochemical program defined three parallel zones with elevated gold values consistent with the presence of coarse gold in soil samples.

On 12 April 2010, Eleckra announced that in order to better define the target area it carried out detailed **1-metre-channel soil sampling** over selected gold anomalies identified in the December 2009 survey at the Hann southern grid. The first batch of 988 samples returned excellent gold assay results with up to **361g/t Au (429g/t Au in repeat assay), 16g/t Au, 8.4g/t Au, 2.1g/t Au and 1.3g/t Au, each over 1 metre sample intervals.**

The results of the second batch of 827 samples recently received returned grades as impressive as the first batch with up to **19g/t Au, 3.5g/t Au (in repeat assay), 2.3g/t Au, and 1.1g/t Au.**

These results confirm the existence of numerous mineralised zones and the presence of coarse gold at Hann prospect (Refer to Figure 3 and Table 1 & 2). The width and length of the anomalous zones and the high-grade gold results in the soil survey at Hann provide substantial encouragement for locating further high grade gold mineralisation and represent an immediate high priority drilling target. The maiden RC drilling program at Hann prospect will systematically test these anomalies within the next few weeks.

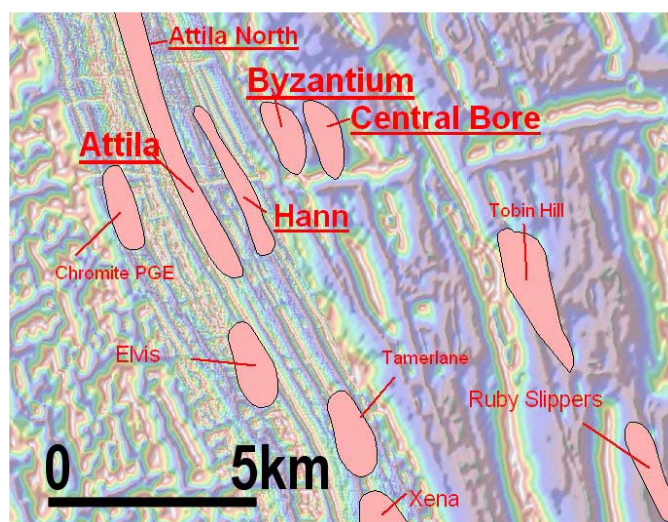


Figure 1. Prospect Location Map overlaid on the Magnetics

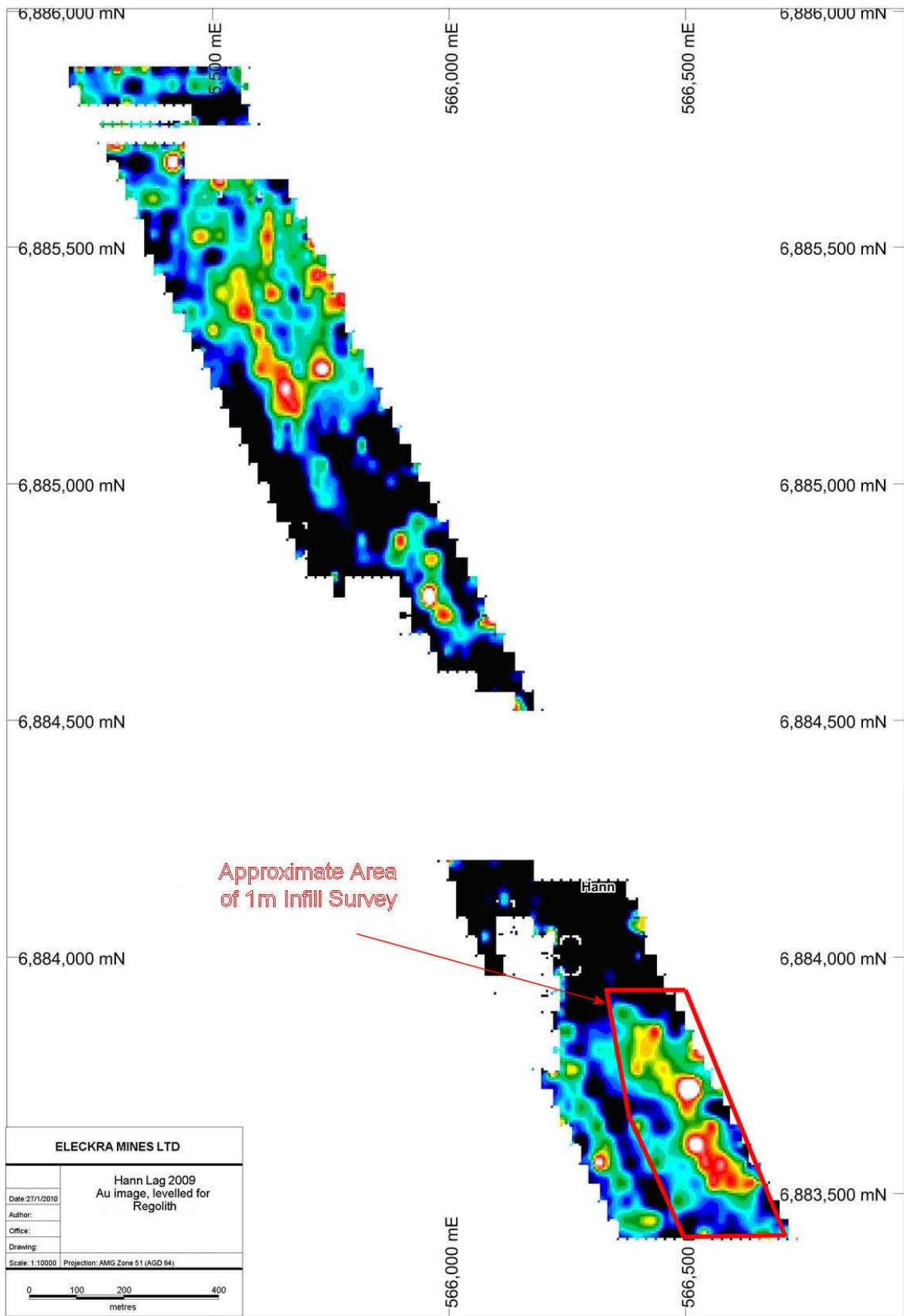


Figure 2. Image of Levelled for Regolith Gold Anomalies from the December 2009 Soil Survey at Hann Prospect

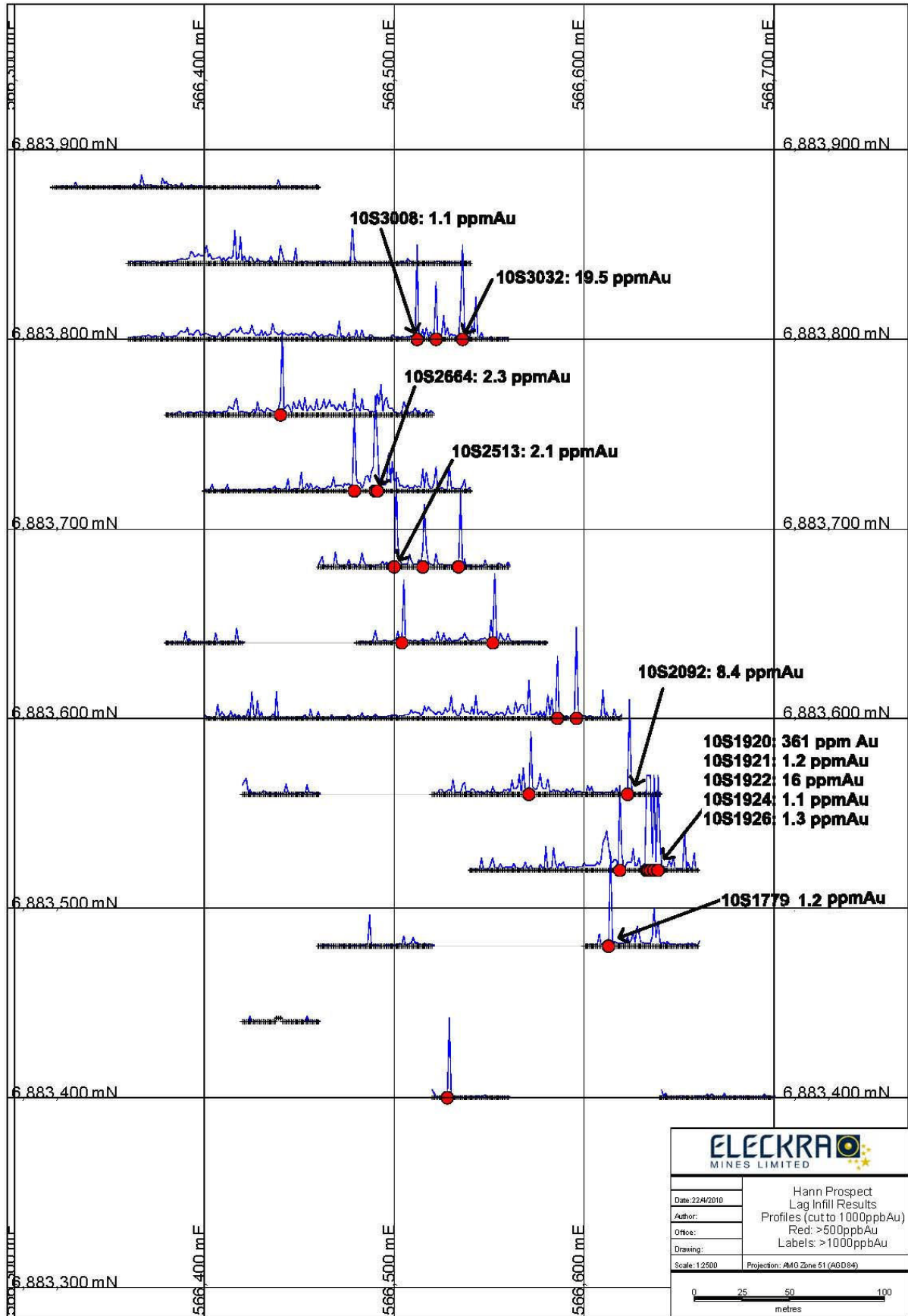


Figure 3. Profiles of 1-metre-channel Soil Infill Survey Batch 1 & 2 at Hann Prospect. Note: 1ppm = 1g/t Au. Original first assay was used for plotting Profiles.

Table 1. Summary of best 1-metre-intervals > 1000ppb Au (1.0g/t Au or 1.0ppm Au) from Soil Infill Survey 1<sup>st</sup> Batch at Hann Prospect

SampleID	AMG_East	AMG_North	Line_No	Au_ppb	Au_Rp1_ppb	Au_Rp2_ppb	Au_Rp3_g/t	Au_Rp4_g/t
10S1570	566528	6883400	1	848			0.44	0.81
10S1731	566486	6883480	3	328			0.47	
10S1749	566504	6883480	3	110	34	81		
10S1773	566607	6883480	3	131	765	34		
10S1779	566613	6883480	3	<b>1,234</b>			0.11	0.05
10S1791	566625	6883480	3	136	86	79		
10S1793	566627	6883480	3	206	209		0.14	
10S1794	566628	6883480	3	125	64			
10S1801	566635	6883480	3	112	93			
10S1802	566636	6883480	3	396	334			
10S1804	566638	6883480	3	258			0.18	0.24
10S1833	566546	6883520	4	130				
10S1839	566552	6883520	4	133				
10S1867	566580	6883520	4	254			0.02	
10S1871	566584	6883520	4	242				
10S1897	566610	6883520	4	286			0.17	0.14
10S1898	566611	6883520	4	338			0.46	0.21
10S1899	566612	6883520	4	417			0.25	1.56
10S1900	566613	6883520	4	264			1.23	0.17
10S1903	566616	6883520	4	108				
10S1904	566617	6883520	4	112				
10S1906	566619	6883520	4	891			0.1	0.08
10S1907	566620	6883520	4	157				
10S1913	566626	6883520	4	234				
10S1916	566629	6883520	4	133				
10S1920	566633	6883520	4	<b>360,577</b>			<b>428.71</b>	
10S1921	566634	6883520	4	<b>1,191</b>			<b>1.14</b>	
10S1922	566635	6883520	4	<b>16,034</b>			<b>14.64</b>	<b>8.21</b>
10S1923	566636	6883520	4	139			0.28	0.04
10S1924	566637	6883520	4	<b>1,054</b>			0.47	0.54
10S1926	566639	6883520	4	<b>1,281</b>			0.08	0.18
10S1927	566640	6883520	4	303			0.25	0.31
10S1934	566647	6883520	4	139				
10S1940	566653	6883520	4	403			0.02	0.02
10S1945	566658	6883520	4	181				
10S1949	566421	6883560	5	173				
10S1970	566442	6883560	5	111				
10S1981	566453	6883560	5	103				
10S1999	566530	6883560	5	157				
10S2005	566536	6883560	5	128				
10S2030	566561	6883560	5	152				
10S2034	566565	6883560	5	214				
10S2036	566567	6883560	5	280			0.04	0.03
10S2040	566571	6883560	5	656			0.04	0.53
10S2044	566575	6883560	5	117				
10S2045	566576	6883560	5	221				
10S2049	566580	6883560	5	156				
10S2092	566623	6883560	5	<b>8,404</b>			0.13	0.43

Table 1. Summary Continuation

SampleID	AMG_East	AMG_North	Line_No	Au_ppb	Au_Rp1_ppb	Au_Rp2_ppb	Au_Rp3_g/t	Au_Rp4_g/t
10S2117	566407	6883600	6	146				
10S2135	566425	6883600	6	284			0.6	0.76
10S2138	566428	6883600	6	191				
10S2148	566438	6883600	6	281			0.19	0.01
10S2166	566456	6883600	6	102				
10S2226	566516	6883600	6	132				
10S2228	566518	6883600	6	116				
10S2237	566527	6883600	6	105				
10S2240	566530	6883600	6	237			0.31	0.27
10S2246	566536	6883600	6	156				
10S2251	566541	6883600	6	117				
10S2253	566543	6883600	6	243			0.04	0.06
10S2270	566560	6883600	6	134				
10S2274	566564	6883600	6	181				
10S2277	566567	6883600	6	147				
10S2278	566568	6883600	6	151				
10S2281	566571	6883600	6	402			0.28	0.13
10S2291	566581	6883600	6	255			0.75	0.09
10S2293	566583	6883600	6	221			0.03	0.14
10S2296	566586	6883600	6	660			0.04	0.04
10S2306	566596	6883600	6	961			0.76	<b>1.12</b>
10S2320	566610	6883600	6	304			0.41	0.24
10S2340	566389	6883640	7	122				
10S2356	566405	6883640	7	103				
10S2367	566416	6883640	7	147			3.08	0.54
10S2381	566489	6883640	7	129				
10S2393	566501	6883640	7	117				
10S2396	566504	6883640	7	664			0.12	0.1
10S2414	566522	6883640	7	124				
10S2442	566550	6883640	7	237			0.18	0.1
10S2444	566552	6883640	7	730			<b>1.06</b>	0.61
10S2474	566461	6883680	8	108				
10S2481	566468	6883680	8	163			0.19	0.22
10S2495	566482	6883680	8	147			0.02	0.08
10S2513	566500	6883680	8	<b>2,102</b>			0.65	0.07
10S2514	566501	6883680	8	242			0.15	<b>1.64</b>
10S2520	566507	6883680	8	133				
10S2527	566514	6883680	8	181			0.19	0.11
10S2528	566515	6883680	8	661			0.48	0.35
10S2529	566516	6883680	8	192			0.06	0.07
10S2534	566521	6883680	8	143				
10S2547	566534	6883680	8	773			<b>1.46</b>	<b>1.12</b>

Table 2. Summary of best 1-metre-intervals > 100ppb Au (0.1g/t Au) from Soil Infill Survey 2<sup>nd</sup> Batch at Hann Prospect

SampleID	AMG_East	AMG_North	Line_No	Au_ppb	Au_Rp1_g/t	Au_Rp2_g/t
10S2618	566,444	6,883,720	9	133		
10S2625	566,451	6,883,720	9	199	0.04	0.07
10S2642	566,468	6,883,720	9	146		
10S2653	566,479	6,883,720	9	869	0.35	0.36
10S2654	566,480	6,883,720	9	126		
10S2659	566,485	6,883,720	9	150		
10S2660	566,486	6,883,720	9	162		
10S2661	566,487	6,883,720	9	101		
10S2662	566,488	6,883,720	9	198	0.14	
10S2663	566,489	6,883,720	9	246	0.18	
10S2664	566,490	6,883,720	9	<b>2,288</b>	<b>1.53</b>	
10S2665	566,491	6,883,720	9	545	0.28	0.44
10S2666	566,492	6,883,720	9	141		
10S2668	566,494	6,883,720	9	109		
10S2671	566,497	6,883,720	9	396	0.29	
10S2673	566,499	6,883,720	9	305	0.23	
10S2674	566,500	6,883,720	9	103		
10S2675	566,501	6,883,720	9	141		
10S2676	566,502	6,883,720	9	143		
10S2689	566,515	6,883,720	9	232	0.12	<b>3.45</b>
10S2691	566,517	6,883,720	9	200	0.03	0.06
10S2696	566,522	6,883,720	9	265	0.60	0.02
10S2703	566,529	6,883,720	9	277	0.12	0.04
10S2711	566,537	6,883,720	9	120		
10S2750	566,415	6,883,760	10	136		
10S2751	566,416	6,883,760	10	180		
10S2762	566,427	6,883,760	10	139		
10S2774	566,439	6,883,760	10	159		
10S2775	566,440	6,883,760	10	896	<b>1.00</b>	
10S2778	566,443	6,883,760	10	113		
10S2781	566,446	6,883,760	10	141		
10S2784	566,449	6,883,760	10	160		
10S2787	566,452	6,883,760	10	188	0.16	
10S2790	566,455	6,883,760	10	103		
10S2793	566,458	6,883,760	10	174		
10S2797	566,462	6,883,760	10	166		
10S2799	566,464	6,883,760	10	107		
10S2800	566,465	6,883,760	10	156		
10S2802	566,467	6,883,760	10	108		
10S2805	566,470	6,883,760	10	124		
10S2808	566,473	6,883,760	10	143		
10S2813	566,478	6,883,760	10	282	0.30	
10S2817	566,482	6,883,760	10	177		
10S2825	566,490	6,883,760	10	232	0.18	
10S2826	566,491	6,883,760	10	110		
10S2827	566,492	6,883,760	10	319	0.32	

Table 2. Summary Continuation

SampleID	AMG_East	AMG_North	Line_No	Au_ppb	Au_Rp1_g/t	Au_Rp2_g/t
10S2829	566,494	6,883,760	10	152		
10S2830	566,495	6,883,760	10	190	0.14	
10S2839	566,504	6,883,760	10	135		
10S2887	566,391	6,883,800	11	116		
10S2911	566,415	6,883,800	11	103		
10S2912	566,416	6,883,800	11	114		
10S2915	566,419	6,883,800	11	131		
10S2921	566,425	6,883,800	11	145		
10S2932	566,436	6,883,800	11	170		
10S2967	566,471	6,883,800	11	189		
10S3008	566,512	6,883,800	11	<b>1,099</b>	0.05	0.1
10S3011	566,515	6,883,800	11	106		
10S3013	566,517	6,883,800	11	118		
10S3018	566,522	6,883,800	11	614	0.02	0.05
10S3022	566,526	6,883,800	11	248	0.28	
10S3024	566,528	6,883,800	11	121		
10S3031	566,535	6,883,800	11	328	0.05	0.04
10S3032	566,536	6,883,800	11	<b>19,521</b>	0.86	3.6
10S3037	566,541	6,883,800	11	142		
10S3039	566,543	6,883,800	11	448	0.18	0.09
10S3090	566,393	6,883,840	12	134		
10S3098	566,401	6,883,840	12	191		
10S3100	566,403	6,883,840	12	102		
10S3113	566,416	6,883,840	12	350	0.25	
10S3116	566,419	6,883,840	12	276	0.34	
10S3137	566,440	6,883,840	12	189		
10S3145	566,448	6,883,840	12	165		
10S3175	566,478	6,883,840	12	397	<b>1.63</b>	<b>1.12</b>
10S3285	566,367	6,883,880	13	131		
10S3296	566,378	6,883,880	13	100		

Yours sincerely



**IAN MURRAY**  
Executive Chairman  
Telephone: +61 (0) 438 384 735  
www.eleckramines.com.au

#### NOTES:

The information in this report which relates to Exploration Results, or Mineral Resources is based on information compiled by Ziggy Lubieniecki, the General Manager of Eleckra Mines Limited, who is a Member of the Australasian Institute of Mining and Metallurgy and a Member of the Australian Institute of Geoscientists. Ziggy Lubieniecki has sufficient experience which is relevant to the style of mineralisation and type of deposit under consideration to qualify as a Competent Person as defined in the 2004 Edition of the "Australasian Code for Reporting of Exploration Results, Mineral Resources and Ore Reserves". Ziggy Lubieniecki consents to the inclusion in the report of the matters based on this information in the form and context in which it appears.